

# Literature Guide

for

## Harry Potter and

## The Sorcerer's Stone



by **J.K. Rowling**

**Background  
Knowledge****Vocabulary****Comprehension****Application/  
Extension****Menu****Problem  
Solution Guide****Concept  
Circles****Question Answer  
Relationship****SCAMPER****Alternative  
Strategies****Story Pyramid/  
Summary****Literary Poster**

## Problem Solution Guide

Student Directions: Read the following problem and think of possible solutions. Then read the book so you can identify a similar problem in the story and determine how the main character solved the problem.

Problem: Pretend that you lived in an ancient kingdom and a vicious fire breathing dragon settled in the area. Because he was hungry and was eating the subjects, the population dwindled daily. As the king’s advisor, what would you suggest he do to rid the kingdom of the menace?

---

---

---

---

---

---

---

---

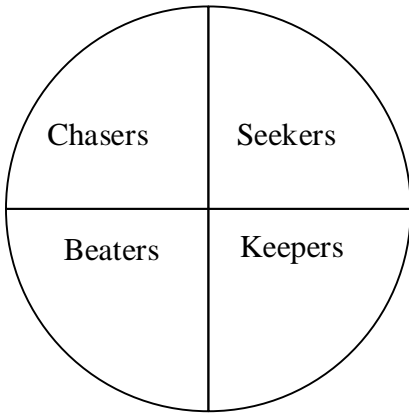
---

---

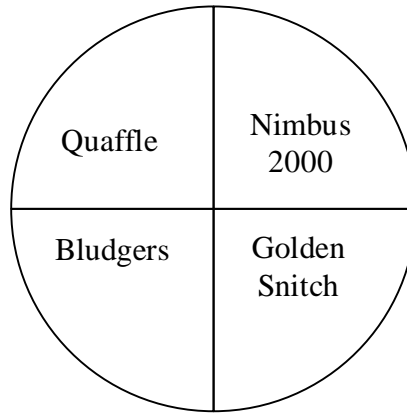
### Concept Circles

Student Directions: After reading the book, complete the Concept Circles as indicated.

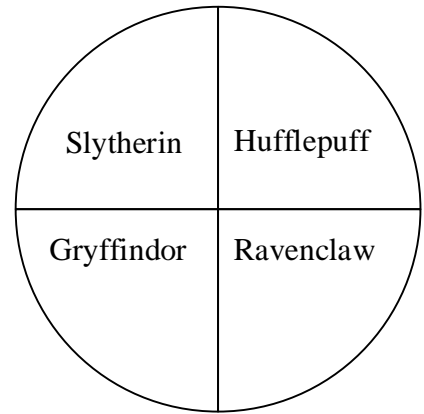
**Discuss the meaning of the words in the circles and name the concept the words describe.**



Concept: \_\_\_\_\_

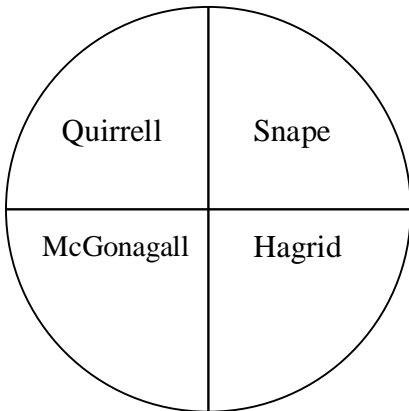


Concept: \_\_\_\_\_

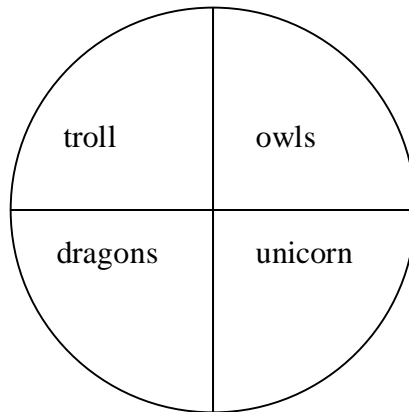


Concept: \_\_\_\_\_

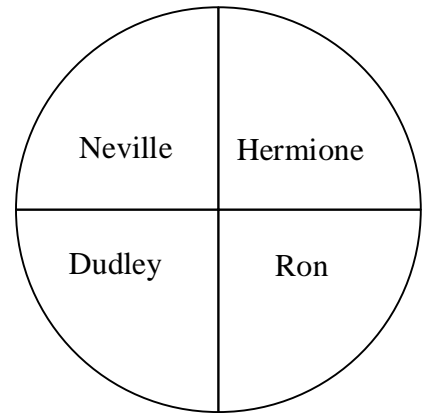
**Name the concept the words describe, cross out the word in each circle that doesn't belong and add a correct word.**



Concept: \_\_\_\_\_



Concept: \_\_\_\_\_



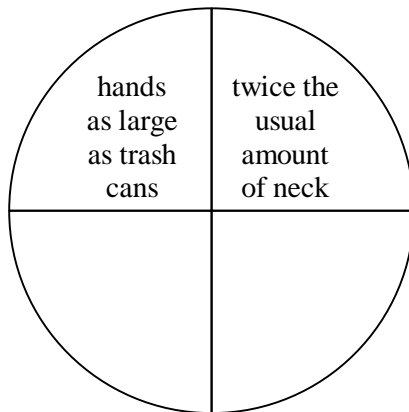
Concept: \_\_\_\_\_

### Concept Circles (continued)

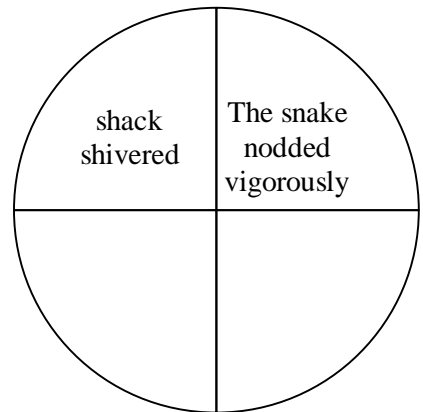
Discuss the meaning of each concept and the examples in the circles. Fill in the circles by creating or adding examples from the book that fit the concept.



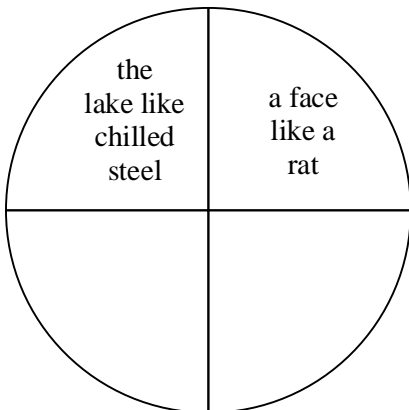
Concept: metaphor



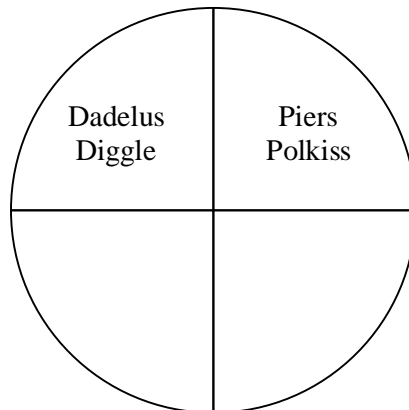
Concept: hyperbole



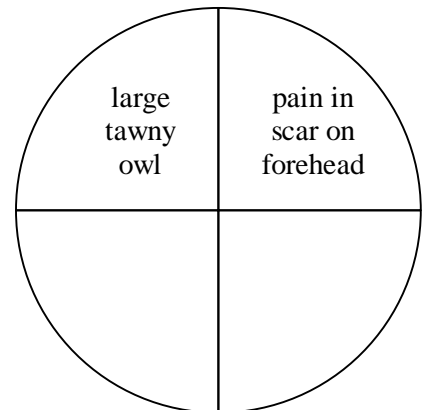
Concept: personification



Concept: simile



Concept: alliteration



Concept: foreshadowing

## Question Answer Relationship

Student Directions: Before reading, look over these questions so that you can think about your responses as you read. After reading, answer the questions.

### Chapter 1

1. In which ways are Lily Potter and her husband James undursleyish? Why was it a problem for the Dursleys? (*Think and Search*)

---

---

2. What early signals does the author provide for the reader to foreshadow the mysterious events that will occur? (*Think and Search*)

---

---

3. Why are many of the characters afraid of Voldemort? (*Think and Search*)

---

---

4. Why isn't Albus Dumbledore afraid of Voldemort? (*Think and Search*)

---

---

5. Why was Professor McGonagall opposed to Harry living with the Dursleys? (*Right There*)

---

---

6. Why did Dumbledore insist that Harry live with the Dursleys? (*Right There*)

---

---

### Chapter 2

1. What unusual things happened around Harry as he was growing up? (*Think and Search*)

---

---

2. What does Harry recall from his past? *(Right There)*

---

---

Chapter 3

1. What was unusual about Harry’s letters? *(Think and Search)*

---

---

2. What happened when Harry’s birthday arrived? *(Right There)*

---

---

Chapter 4

1. Why did Aunt Petunia and Uncle Vernon want to keep Harry unaware of his background?  
*(Think and Search)*

---

---

2. How did Harry get the cut on his forehead? *(Right There)*

---

---

3. Why was Harry famous? *(Right There)*

---

---

4. What does everyone think happened to Voldemort? *(Right There)*

---

---

5. How did Hagrid convince Harry he was a wizard? *(Think and Search)*

---

---

Chapter 5

1. What are some unusual features about owl mail? *(Think and Search)*  
\_\_\_\_\_  
\_\_\_\_\_
  
2. Why was Gringotts considered a safe place to keep valuables? *(Think and Search)*  
\_\_\_\_\_  
\_\_\_\_\_
  
3. Why do wizards want to keep their existence a secret? *(Right There)*  
\_\_\_\_\_  
\_\_\_\_\_
  
4. How are Hogwarts uniforms different from your school clothes? *(Think and Search)*  
\_\_\_\_\_  
\_\_\_\_\_
  
5. How are their school books different from yours? *(Think and Search)*  
\_\_\_\_\_  
\_\_\_\_\_
  
6. Describe how the Hogwarts school supply list differs from yours. *(Think and Search)*  
\_\_\_\_\_  
\_\_\_\_\_
  
7. What is so unusual about Diagon Alley? *(Think and Search)*  
\_\_\_\_\_  
\_\_\_\_\_
  
8. Why would it be crazy to rob Gringotts? *(Think and Search)*  
\_\_\_\_\_  
\_\_\_\_\_
  
9. What would you like to purchase in Diagon Alley? Why? *(On Your Own)*  
\_\_\_\_\_  
\_\_\_\_\_



10. What is special about Ollivander’s wands? *(Think and Search)*

---

---

11. What is curious about Harry’s wand? *(Think and Search)*

---

---

Chapter 6

1. Why were the Dursleys both terrified of Harry and angry with him? *(Think and Search)*

---

---

2. What unusual things did Harry discover on the train? *(Think and Search)*

---

---

3. What were Malfoy’s and Hermione’s backgrounds? *(Think and Search)*

---

---

Chapter 7

1. Hogwarts students were sorted into different houses. Discuss the characteristics each house represents and promotes. Then select the story characters and indicate if their houses are a good match for them. *(Think and Search)*

Gryffindor  
brave  
good  
chivalrous

Hufflepuff  
just, loyal  
patient and  
hardworking

Ravenclaw  
wise  
witty and  
learned

Slytherin  
cunning  
would use  
any means to  
achieve an end

---

---

2. Why did the Sorting Hat have to think about where to put Harry? *(Think and Search)*

---

---



3. What do you think of Dumbledore’s opening speech and the Hogwarts song? (*On Your Own*)

---

---

4. What is unusual about the portraits in the school? (*Think and Search*)

---

---

Chapter 8

1. Why is it difficult to find one’s way around and become accustomed to Hogwarts school? (*Think and Search*)

---

---

2. There is a description of Mrs. Norris, the cat, on page 132. How does the author use the description to provide the reader with an insight into Mrs. Norris’ personality? (*Think and Search*)

---

---

Chapter 9

1. What is the significance of Harry’s position as a Seeker? (*Think and Search*)

---

---

2. What was the dog in the forbidden corridor guarding? (*Right There*)

---

---

Chapter 10

1. Why did Ron believe that the package was valuable or dangerous? (*Think and Search*)

---

---

2. How did Hermione win Ron’s and Harry’s friendship? (*Think and Search*)

---

---

3. How does the author use the description of the troll to insure that the reader knows it is stupid? (*Think and Search*)

---

---

4. What magic was used to stop the troll? (*Right There*)

---

---

5. The author compares Hermione’s explanation about her responsibility for breaking rules to Snape’s handing out sweets. Explain the author’s use of this analogy. (*Think and Search*)

---

---

Chapter 11

1. Why is a lion an appropriate mascot for the Gryffindor House shield? (*Think and Search*)

---

---

2. Why is the name of Potter’s Quidditch broom appropriate? (*Think and Search*)

---

---

3. Why do you think the author named the watchdog Fluffy? (*Think and Search*)

---

---

Chapter 12

1. What was unusual about Harry’s and Ron’s chess game? (*Think and Search*)

---

---

2. Where would you go if you were Harry and had the invisible cloak? Why? *(On Your Own)*

---

---

3. What do you think the Mirror of Erised would show you? *(On Your Own)*

---

---

4. Why did Dumbledore move the mirror? *(Think and Search)*

---

---

5. How was Harry like his parents? *(Think and Search)*

---

---

### Chapter 13

1. Why were Flamel’s discoveries important? *(Think and Search)*

---

---

2. Why was Dumbledore’s attendance at the Quidditch match important? *(Think and Search)*

---

---

### Chapter 14

1. Why was it problematic for Hagrid to have a pet dragon? *(Think and Search)*

---

---

2. How did Harry manage to save Norbert? *(Right There)*

---

---

3. How did Harry arrange to get rid of Norbert without getting caught? (*Think and Search*)

---

---

Chapter 15

1. Why were the Gryffindors upset with Harry, Hermione, and Ron? (*Right There*)

---

---

2. Who do you think was the cloaked figure in the forest? (*On Your Own*)

---

---

3. Why do you think Harry’s scar hurt? (*Think and Search*)

---

---

4. Why was the unicorn killed? (*Think and Search*)

---

---

5. Why did Firenze hope that the planets were read incorrectly? (*Think and Search*)

---

---

Chapter 16

1. How did Harry’s experience as a Seeker help him find the Sorcerer’s Stone? (*Think and Search*)

---

---

2. The professors used a variety of spells to protect the Sorcerer’s Stone. Match the correct spell to the professor and explain how Harry and Hermione knew which spell each professor cast. (*Think and Search*)

- |               |                                 |
|---------------|---------------------------------|
| 1. Sprout     | _____ charms on the keys        |
| 2. Flitwick   | _____ poisoned bottles          |
| 3. McGonagall | _____ the troll                 |
| 4. Quirrell   | _____ Devil’s Snare             |
| 5. Snape      | _____ transfigured the chessman |

Explanation: The spells were related to the classes they taught.

Chapter 17

1. Why did Quirrell believe that the Mirror of Erised was the key to finding the Sorcerer’s Stone? (*Think and Search*)

---

---

2. How was Harry able to protect the Stone? (*Think and Search*)

---

---

3. How did Quirrell help Voldemort? (*Think and Search*)

---

---

4. Why can’t Voldemort be killed? (*Think and Search*)

---

---

5. Why did Quirrell’s hands burn when he touched Harry? (*Think and Search*)

---

---

6. Why was Harry able to get the Stone out of the mirror? (*Right There*)

---

---

7. How did the pain from Harry's scar help him? (*Think and Search*)

---

---

8. Why was Neville a hero? (*Right There*)

---

---



### Question Answer Relationship – Whole Book

1. The Dursleys do many things to show they don't like Harry and they resent his living with them. Name / identify three of these times or situations. (*Think and Search*)

---

---

---

2. What are five major events of the book? (*Think and Search*)

---

---

---

---

---

3. Ron and Hermione proved that they are true friends to Harry Potter in a variety of ways. Name several ways in which each shows friendship, concern or devotion to Harry. (*Think and Search*)

---

---

---

---

---

---

### Story Pyramid

Student Directions: After reading the story, complete the Story Pyramid. Then use the information in the Story Pyramid to write a summary.

1. \_\_\_\_\_

2. \_\_\_\_\_

3. \_\_\_\_\_

4. \_\_\_\_\_

5. \_\_\_\_\_

6. \_\_\_\_\_

7. \_\_\_\_\_

8. \_\_\_\_\_

- |  |                                    |
|--|------------------------------------|
| 1. Name of main character              | 5. Five words stating one event    |
| 2. Two words describing main character | 6. Six words stating second event  |
| 3. Three words stating setting         | 7. Seven words stating third event |
| 4. Four words stating problem          | 8. Eight words stating solution    |

**Summary:**

## SCAMPER

Student Directions: Choose one of the SCAMPER challenges and answer the question using the Question, Clues, Response form. Alternatively, you can change the story and rewrite it using the Story Grammar format.

### **S – Substitute**

What would happen if Harry were sorted into Slytherin House?

What would happen if Harry grew up with Hagrid instead of the Dursleys?

### **C- Combine**

What if Snape and Quirrell were both evil?

What could happen if Harry and Dudley were both wizards?

### **A-Adapt**

How could Harry use magic to save himself from Quirrell and Voldemort?

What could be done with the Stone if Flamel didn't want to keep it or destroy it?

### **M-Modify**

What could happen if Dumbledore didn't return to help save Harry?

What would happen if Charlie couldn't take the dragon?

### **P – Put to Use**

How could the owls be put to use to help Harry?

How could the mirror of Erised be of help to Harry?

### **E-Eliminate**

Eliminate Hagrid from the story.

Eliminate the Dursleys from the story.

### **R-Reverse**

What would happen if the Weasleys were forgetful?

What would happen if Hermione were Harry's enemy?

**SCAMPER (continued)**  
**Question, Clues, Response**

<b>SCAMPER Question</b>	<b>Background Knowledge</b>	<b>Text Clues</b>	<b>Response</b>

## Literary Poster

Student Directions: After you read the book, complete a poster which includes your impressions of some aspect of the story. You can create a Wanted Poster, Ad, Reward Poster or Trading Cards about a character. Use some of the vocabulary words that you learned in the poster or cards.

Create a poster of your choice or use one of the following suggestions:

- an ad to save at Gringotts bank
- an ad for a Remembrall
- an invitation for a Halloween party or an End of the Year celebration
- a poster warning Hogwarts students about Voldemort
- trading cards for Bertie Bott's Every Flavor Beans (use flavors provided in the book or make up your own)

**Literary Poster**

