


**Literature Guide**  
**for**  
**Harry Potter and**

**The Half-Blood Prince**



**by J.K. Rowling**



**Background  
Knowledge**

**Vocabulary**

**Comprehension**

**Application/  
Extension**

**Lesson**

**Problem  
Solution  
Guide**

**Concept  
Circles**

**Thinking Minds**

**Proposition  
Support  
Outline**

**Alternative  
Strategies**

**Story Chart**

**Pictorial Outline**

## Problem Solution Guide

Student Directions: Read the following problem and think of possible solutions. Then read the book so you can identify a similar problem in the story and determine how the main character solved the problem.

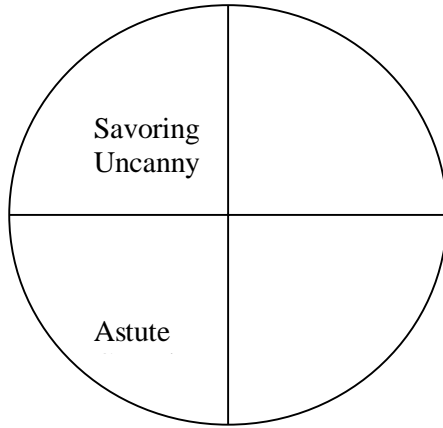
Usually, as we are with people over a period of time we begin to know them well. Getting to know someone is like peeling an onion. As trust builds between people, the outer layers of cursory understanding are peeled away and we get to the fleshy part – the core of who they are.

Sometimes, people don't find it easy to be close to anyone and are secretive about their thoughts and feelings. What would you do if it was necessary to find out more about someone who was remote from others?

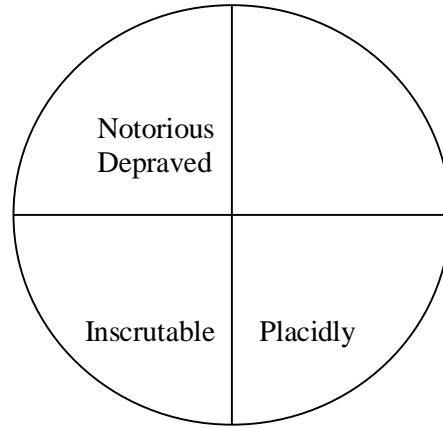
### Concept Circles

Teacher Directions: After reading the book, have your students complete the Concept Circles as indicated.

**Cross out the information in each circle that doesn't belong and add correct information.**

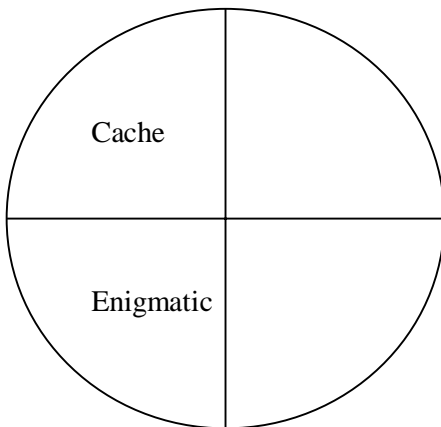


Concept: Positive Characteristics

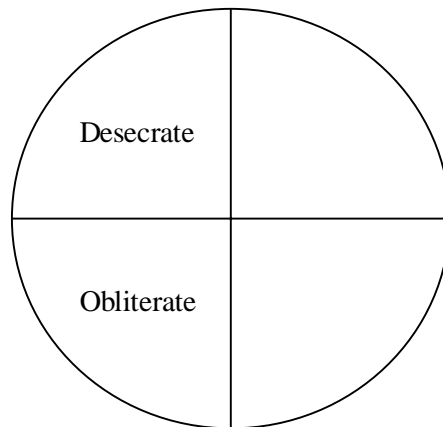


Concept: Negative Characteristics

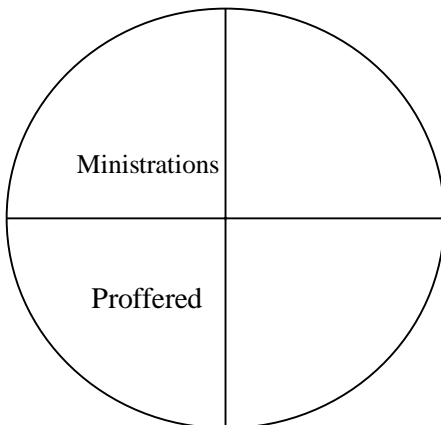
**Fill in the circles by creating or adding examples from the book that fit the concept.**



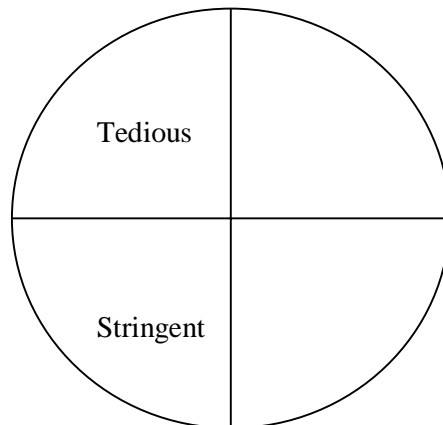
Concept: Secretive



Concept: Destructive



Concept: Positive Connotations



Concept: Negative Connotations

## Thinking Minds

**Directions:** Before reading, look over these questions so that you can think about your responses as you read. After reading, answer the questions.

1. The author provided deeper glimpses into several of the lives of central characters in the book. Three of these characters are Draco Malfoy, Severus Snape and Lord Voldemort. Choose one of the three characters and explain why the author developed the character as she did.

2. Did your opinion of the character change from what you previously thought?

3. What insights can you gain from the characters' development that would relate to interactions with people you know in your life?

## Story Chart

Student Directions: After reading the book, complete the Story Chart. Then use the information from the Story Chart to write a story summary.

<b>Setting:</b> <b>Characters:</b> <b>Somebody:</b> <b>Wanted:</b> <b>But:</b> <b>So:</b>  <b>Theme:</b>  <b>Moral:</b>	<b>Expressive Language</b>
<b>Summary:</b>	



