


# Literature Guide

for

## Harry Potter and

## The Half-Blood Prince



by **J.K. Rowling**

**Background  
Knowledge**

**Vocabulary**

**Comprehension**

**Application/  
Extension**

**Lesson**

**Anticipation  
Guide**

**Vocabulary  
Overview  
Guide**

**Personal Response**

**Character Rating  
Scale**

**Alternative  
Strategies**

**Character  
Sketch**

**Literacy Poster**

## Anticipation Guide

Student Directions: Before reading, use the left column to mark whether you agree or disagree with the statement. After you read, respond to each statement in the right column. Use the empty boxes to change the inaccurate statements into accurate statements.

<u>Before</u>			<u>After</u>	
<u>Agree</u>	<u>Disagree</u>		<u>Agree</u>	<u>Disagree</u>
_____	_____	<p>Dumbledore injured his hand in a battle with Death Eaters.</p> <div style="border: 1px solid black; height: 40px; margin-top: 10px;"></div>	_____	_____
_____	_____	<p>Aurors provide the bulk of protection at Hogwarts.</p> <div style="border: 1px solid black; height: 40px; margin-top: 10px;"></div>	_____	_____
_____	_____	<p>The Half Blood Prince is Voldemort who had one muggle parent.</p> <div style="border: 1px solid black; height: 40px; margin-top: 10px;"></div>	_____	_____
_____	_____	<p>Horcruxes are rare amulets that protect the wearer from harm.</p> <div style="border: 1px solid black; height: 40px; margin-top: 10px;"></div>	_____	_____
_____	_____	<p>The death mark indicates that Death Eaters are present.</p> <div style="border: 1px solid black; height: 40px; margin-top: 10px;"></div>	_____	_____
_____	_____	<p>Inferi are not protected from the Avada Curse.</p> <div style="border: 1px solid black; height: 40px; margin-top: 10px;"></div>	_____	_____

## Vocabulary Overview Guide

**Directions:** Fill in your Vocabulary Overview Guide. Write a clue underneath the vocabulary word to help you connect the meaning to something you know or have experienced.

Descriptions of Characters	Descriptions of Events	Descriptions of Objects	Actions
<p>• <b>Gloating</b></p> <p>_____</p> <p>Malicious delight.</p>	<p>• <b>Atrocity</b></p> <p>_____</p> <p>Cruel, wicked.</p>	<p>• <b>Admonitory</b></p> <p>_____</p> <p>Cautionary.</p>	<p>• <b>Proffered</b></p> <p>_____</p> <p>Offered.</p>
<p>• <b>Savoring</b></p> <p>_____</p> <p>Enjoy with pleasure, relish.</p>	<p>• <b>Tedious</b></p> <p>_____</p> <p>Boring.</p>	<p>• <b>Cache</b></p> <p>_____</p> <p>Concealed storage space.</p>	<p>• <b>Ensued</b></p> <p>_____</p> <p>Follow as a consequence, result.</p>
<p>• <b>Surreptitiously</b></p> <p>_____</p> <p>Secretly, slyly.</p>	<p>• <b>Stringent</b></p> <p>_____</p> <p>Strict.</p>	<p>• <b>Enigmatic</b></p> <p>_____</p> <p>Puzzling, baffling.</p>	<p>• <b>Remonstrance</b></p> <p>_____</p> <p>Protest against.</p>
<p>• <b>Uncanny</b></p> <p>_____</p> <p>Strange, without explanation.</p>			<p>• <b>Discerned</b></p> <p>_____</p> <p>Perceive, recognize.</p>
<p>• <b>Placidly</b></p> <p>_____</p> <p>Calmly.</p>			<p>• <b>Brandishing</b></p> <p>_____</p> <p>Wave triumphantly or menacingly.</p>

• **Astute**

Shrewd

• **Depraved**

Corrupt

• **Protuberant**

Bulging

• **Inscrutable**

Incomprehensible

• **Corpulent**

Obese

• **Notorious**

Widely known,  
deplored

• **Desecrated**

Treat  
sacrilegiously,  
without respect

• **Obliterating**

Destroy

• **Ministrations**

Helping, giving  
aid

• **Envisioned**

See in the mind

• **Smirked**

Smirk

• **Inexorably**

Relentlessly

• **Unfathomable**

Unimaginable

### Prediction Chart

**Directions:** As you read, think about the following questions as information is encountered in the book. As you think about what you know and have learned from reading, fill in the column under the word “Predictions.” Then, read the passage and fill in the column under the words “What Happened.” Discuss the similarities and differences between students’ predictions and what really happened in the story. Continue to ask these types of questions throughout the reading of the text.

	<b>Predictions</b>	<b>What Happened</b>
What is Draco’s task?		
Why is Dumbledore’s hand weathered?		
What is the purpose of Dumbledore’s instructional meetings with Harry?		
Who is the Half Blood Prince?		
Why did Slughorn run after his memory?		
Why are horcruxes important to find?		
Identify some possible horcruxes.		

## Personal Response

**Directions:** Before reading, look over these questions so that you can think about your responses as you read. After reading, answer the questions.

1. What was an interesting and unexpected development in the book? Explain your reaction to it.
2. Do you feel that Dumbledore's trust in Snape was well placed? Explain your answer.
3. Does the story end the way you expected it to? What clues does the author provide to prepare you for this ending?
4. How does the author use events that happened in the past to help you understand the present?
5. Does any character change during the story? How is the character different? What caused the character to change?







## Character Rating Scale

Student Directions: After reading, complete the Character Rating Scale. Rate a character from the book by putting a check mark on one of the spaces separating the opposite character traits or qualities. A check mark on the space right next to the quality indicates the character has that quality, while a check mark in the middle of the scale indicates that the character is not strong on either quality. Justify your rating with at least three of the character’s actions.


### Draco Malfoy




### Slughorn



### Seville Snape



### Dumbledore



## Character Sketch

Student Directions: After reading the book, write a Character Sketch. Use this guide to organize and write your paragraph. (1) In the left column, write the name of the character (the “about”). (2) Then write the point you want to make about the character (the “point”). (3) Write three details to support your “about point.” (4) Write a closing sentence that restates the “about point” in different words. (5) You are now ready to write your paragraph in the right column.

---

**About:**

**Character Sketch:**

**Point:**

**Details:**

1.

2.

3.

**Closing:**

## Literary Poster

**Student Directions:** After reading, create a poster which includes your impressions of some aspect of the book. Create a Wanted Poster, Ad, Reward Poster or Trading Cards about a character. Use some of the vocabulary words that you learned in the poster or cards.

Create a poster of your choice or use one of the following suggestions:

- A memorial dedicated to one character in the series.
- A poster warning school shoppers to use precautionary safety measures.
- An ad for some of the jokes in Fred and Ron Weasley’s Store.
- An invitation to a “Slug Club” party.
- A sign with information about horcruxes.