

Literature Guide

For

Harry Potter and



by **J.K. Rowling**

	Background Knowledge	Vocabulary	Comprehension	Application/ Extension
Lesson	Problem Solution Guide	Concept Circles	Question, Clues, Response	Literary Report Card Character Sketch
Alternative Strategies			Circle Story/ Summary	Pictorial Outline

Problem Solution Guide

Student Directions: Read the following problems and think of possible solutions. Then read the book so you can identify a similar problem in the story and determine how the main character solved the problem.

Have you ever had a premonition or a feeling that something was wrong or that things wouldn't go right?

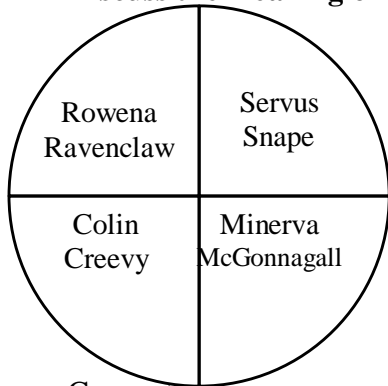
Has anyone ever warned you about something and you didn't pay attention?

In Harry Potter and the Chamber of Secrets, Harry is going to get some warnings that he doesn't heed. He then gets involved in some complicated situations. Read to learn about the warnings and how he deals with what happens.

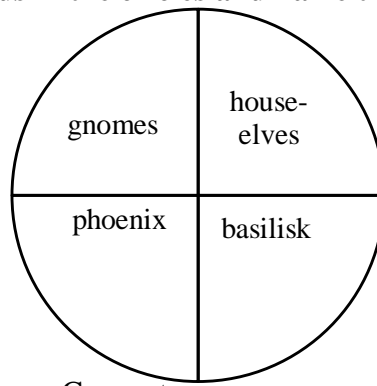
Concept Circles

Student Directions: After reading the book, complete the Concept Circles as indicated.

Discuss the meaning of the words in the circles and name the concept the words describe.

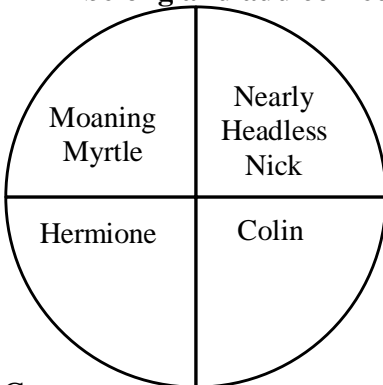


Concept: _____

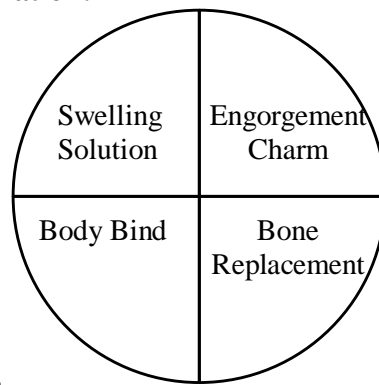


Concept: _____

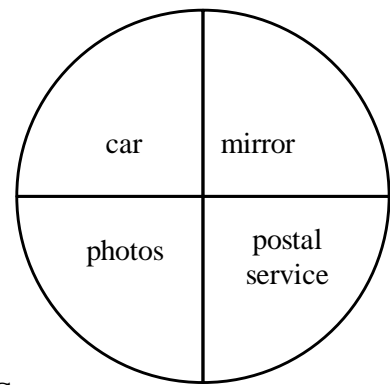
Name the concept the words describe, cross out the information in each circle that doesn't belong and add correct information.



Concept: _____

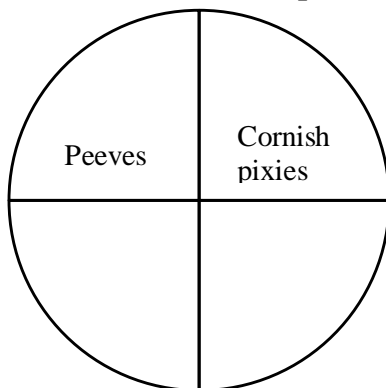


Concept: _____

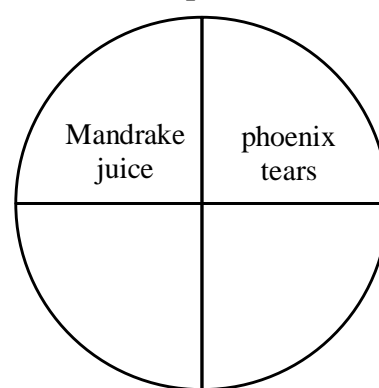


Concept: _____

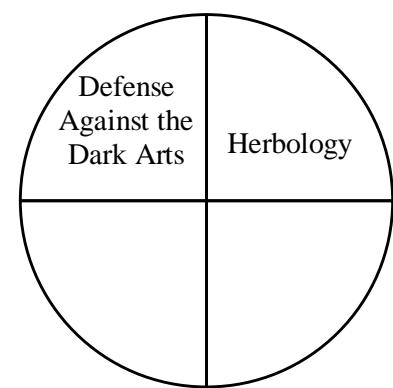
Name the concept and add additional examples of the concept to the circles.



Concept: _____



Concept: _____



Concept: _____

Question, Clues, Response (short answer)

Student Directions: Read each question and think of information from the book that will help you answer the question. List relevant information in the Text Clues column. Then, think of what you already knew about the question and list that information in the Background Knowledge Clues column. Select appropriate information from both columns to write your response in the right column.

Question	Background Knowledge Clues	Text Clues	Response
Why was the Wesley's home, the Burrow, unusual?			
Why is a Howler a good way to scold someone?			
Why should Professor Lockhart be dismissed as a teacher?			

Question, Clues, Response (short answer)

Question	Background Knowledge Clues	Text Clues	Response
Why did Harry and his friends think that Draco Malfoy might be the heir of Slytherin?			
Why did some people suspect Harry to be the heir of Slytherin?			
How was Harry able to stop Riddle and the basilisk?			
Was what happened to Lockhart fitting?			

Question, Clues, Response (short answer)

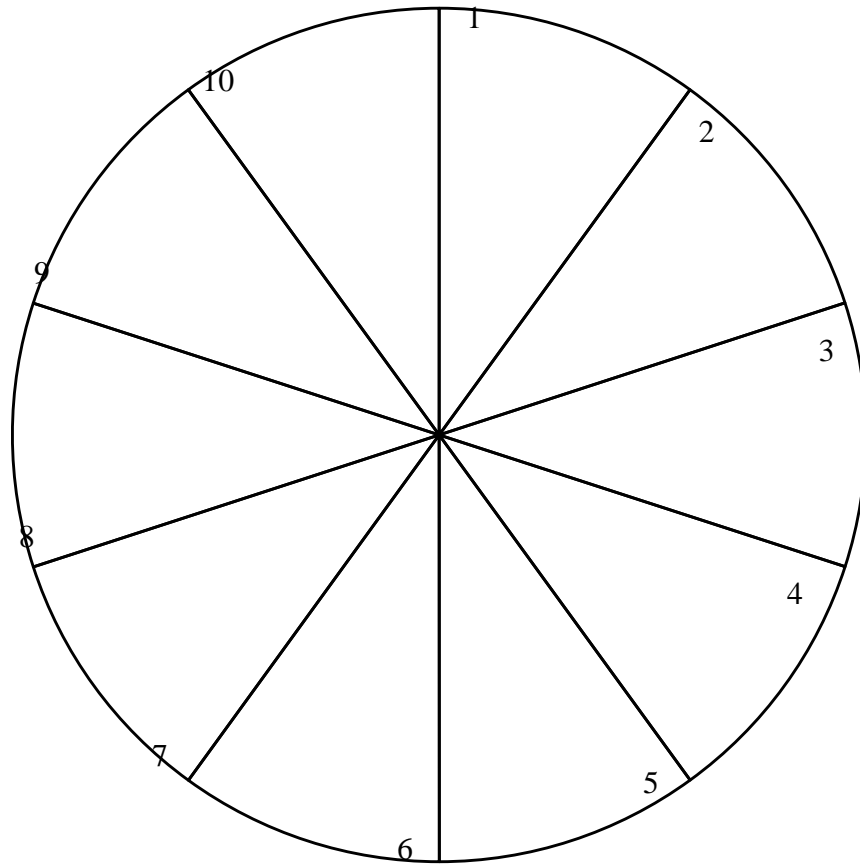
Question	Background Knowledge Clues	Text Clues	Response
How did Dumbledore prove he was a great wizard?			
Why could Harry be successful as a Slytherin?			
What arguments could be made to convince Harry he belonged in Gryffindor?			

Question, Clues, Response (essay)

Question	Background Knowledge Clues	Text Clues	Response
What were some unusual features of the deathday party?			

Circle Story

Student Directions: After reading, create a Circle Story depicting the major events in the book. Be sure to include the beginning, at least three important events, and the ending. Write a description of each segment of the story next to the event. Then write a summary of the story.



Summary:

Literary Report Card

Student Directions: After reading the story, complete the Literary Report Card provided. The report card has the following headings: character, subject, letter grade, and comments. Select one or two characters from the story and write the name(s) of the character(s) in the space provided. Decide which traits will be judged and write them down in the subject column. You now become the “teacher” who can assign grades. Write down a letter grade for each subject on the report card. Then fill in the Comments section of the report card to support your grade for each subject. You can grade one or more characters on the same traits. Then you can compare and contrast the characters.

Characters:				
Subject	Grade	Comments	Grade	Comments

Character Sketch

Student Directions: After reading the book, write a Character Sketch using information from the Literary Report Card. Use this guide to organize and write your paragraph. (1) In the left column, write the name of the character (the “about”). (2) Then write the point you want to make about the character (the “point”). (3) Write three details to support your "about point." (4) Write a closing sentence that restates the "about point" in different words. (5) You are now ready to write your paragraph in the right column.

About:	Character Sketch:
Point:	
Details:	
1.	
2.	
3.	
Closing:	

Pictorial Outline

Student Directions: After you read the book, create a Pictorial Outline of a favorite scene from the book. Choose a scene or use one of the following suggestions. Then write a brief summary of the events depicted in the scene.

- Weasleys and Harry following the Hogwarts Express in the enchanted car.
- Harry and Ron landing by the Whomping Willow tree.
- Nearly Headless Nick and Justin petrified.
- Quidditch match
- Valentine party

Summary: